

**Warewashing  
Pot&Pan Washer with Automatic  
Hood and Front/Side Feeding, Multi-  
Rack Support, 833mm**

ITEM # \_\_\_\_\_

MODEL # \_\_\_\_\_

NAME # \_\_\_\_\_

SIS # \_\_\_\_\_

AIA # \_\_\_\_\_



506067 (ZPPWEASMS)

Pot&pan washer, automatic hood, front/side feeding with multi-rack support, 833mm

**Short Form Specification**

**Item No.** \_\_\_\_\_

304 AISI stainless steel front and side panels, wash tank, tank filter and wash and rinse arms. Double skinned, insulated, hood with automatic opening and closing with safety switch. N. 4 washing cycles and a self-cleaning cycle.

Built-in atmospheric, insulated water boiler (10,5 kW), 18-liter capacity, combined with rinse booster pump guarantee a constant hot rinse temperature of 84°C. Boiler with 304 welding for protection against corrosion.

Wash Safe Control assures the correct water temperature and pressure during the rinse phase to guarantee a perfect rinsing performance independent from the water pressure in the network (min. 0,5 bar).

Thermometer. Electronic control board with digital display.

Pre-arrangements for connection to an automatic detergent dispenser.

Direct through-feed using loading/unloading tables or front-feed loading.

Cell dimensions mm780x610x520h.

Load capacity: n.3x1/1 GN.

Supplied with: n. 1 basket in stainless steel and n. 1 rack for containers and trays.

**Main Features**

- Simple service from the front.
- 4 washing programs (one program is continual).
- Atmospheric insulated boiler combined with the rinse booster pump for perfect rinsing results (water temperature and pressure always constant during rinsing cycles), independent from the inlet water pressure.
- Automatic start on hood closure.
- Low noise level <70dBA.
- Side through-feed using manual loading and unloading tables or direct manual front-feed loading.
- Large strainer boxes above the water surface and extra strainer in the tank bottom at the pump inlet.
- Self-cleaning cycle to automatically sanitize the dishwasher after use.
- Final rinse only starts when the correct temperature has been reached (waiting device).
- Pre-arrangements for automatic detergent and rinse-aid dispenser.
- Electronic control panel and digital display.
- Adjustable pressure for the lower wash system, according to the weight of the items being washed.
- Automatic boiler empty button.
- Easy to remove wash/rinse arms for cleaning.

**Construction**

- Unit to feature smooth surfaces to facilitate cleaning.
- 304 AISI stainless steel front and side panels, wash tank, tank filter and wash and rinse arms.
- No pipes inside the washing chamber.
- Double-walled construction reduces the levels of noise and heat emitted.
- Double rack support suitable to use also standard rack of 500x500mm.

**Sustainability**

- Finished in top quality materials to ensure durability.
- Automatic hood opening and closing through safety switch.

**Included Accessories**

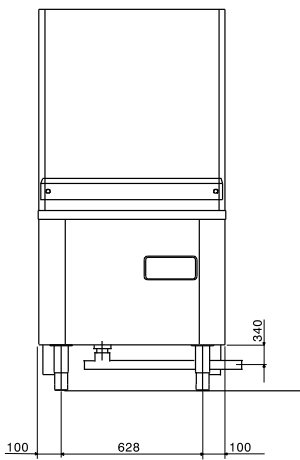
- 1 of Extra rack for containers and trays PNC 864182
- 1 of Extra stainless steel basket for pot PNC 864189 washer 700mm

**Optional Accessories**

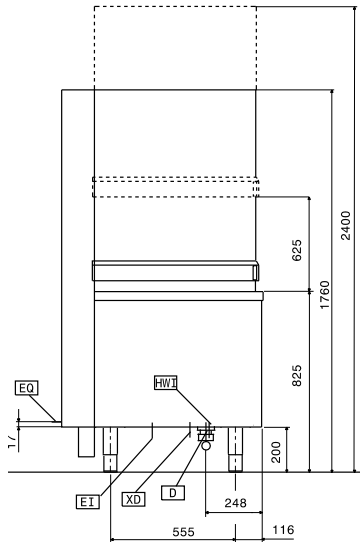
- Filter for total demineralization PNC 864015
- Filter for partial demineralization PNC 864017
- Kit to measure total/partial water hardness PNC 864050
- Extra rack for containers and trays PNC 864182
- Extra stainless steel basket for pot washer 700mm PNC 864189
- Filter for total demineralization PNC 864367
- Kit for trays in Potwashers PNC 864471

APPROVAL: \_\_\_\_\_

**Front**

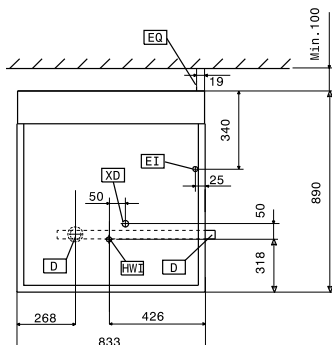


**Side**



- D** = Drain
- EI** = Electrical inlet (power)
- EO** = Electrical Outlet
- HWI** = Hot water inlet

**Top**



**Electric**

Supply voltage:	400 V/3N ph/50 Hz
506067 (ZPPWEASMS)	
Default Installed Power:	13.5 kW
Electrical power max.:	20.5 kW
Total Installed Power:	20.5 kW
Boiler heating elements:	
Wash pump power:	2.5 kW
Rinse pump power:	0.28 kW

**Water:**

Pressure, bar min/max:	0.5-7 bar
Water supply temperature*:	50 °C
Washing tank capacity (lt):	95
Boiler Capacity (lt):	18
Washing cycle electrical elements:	7 kW
Hot rinse cycle duration (sec.):	ISO 9001; ISO 14001
Min hot rinse water consumption (lt/cycle)**:	6.2

**Key Information:**

Washing cycle temperature:	55-65 °C
Hot rinse cycle temperature:	84 °C
Working cycles time (sec.):	180/360/540/inf / / / /
N° of working cycles:	4 (180/360/540/inf)
Cell dimensions - width:	730 mm
Cell dimensions - depth:	660 mm
Cell dimensions - height:	625 mm
External dimensions, Width:	833 mm
External dimensions, Depth:	890 mm
External dimensions, Height:	1760 mm
Net weight:	200 kg

**Sustainability**

Noise level:	<70 dBA
Rinsing water consumption (per cycle):	6.2 lt